


Select Tip Shape



Search by Tip Shape ▾

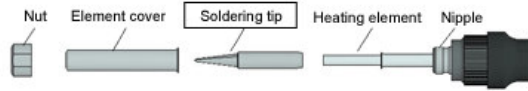
Search by Operation ▾

900M Series ▾

Search by Tip Series

900M Series Soldering Tips

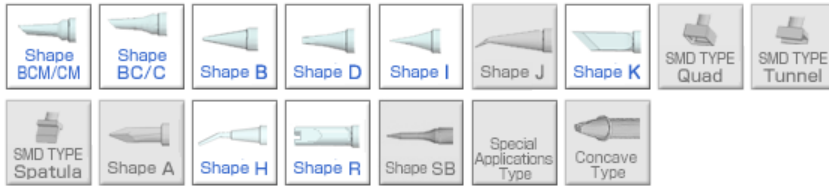
All | [Standard Type](#) | [Long Life Type](#) | [Narrow-pitch Soldering Type \(Shape S\)](#) Tip image: Standard | [View larger](#)



HAKKO Recommendations for Selection of Tip Size

- * The shape of Nipple changes by soldering irons.
- * Compatible with lead-free solder. For details, [click here](#).

* Click icon and jump to each tip shape view.



Applicable Model

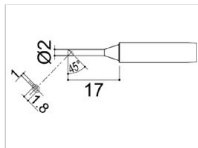
HAKKO 928	Handpiece : HAKKO 900M(50W)
HAKKO 937 (Discontinued)	Handpiece : HAKKO 907(50W)
HAKKO 701	Handpiece : HAKKO 907(50W)
HAKKO 702B	Handpiece : HAKKO 907(50W)
HAKKO 936 (Discontinued)	Handpiece : HAKKO 907(50W)
HAKKO 933/934 (Discontinued)	Handpiece : 933(51W) (Discontinued)

Shape BCM/CM

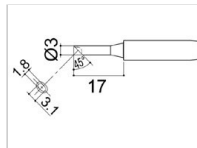
This type differs from Shape BC by the addition of a hollow to its cut face, providing high solder retention capability.

It is used for drag soldering and correction of bridging.

[How to use the Shape BCM/CM and examples](#)



900M-T-2CM Shape-2C



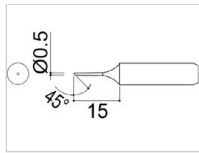
900M-T-3CM Shape-3C

Shape BC/C

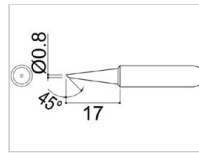
This type has a shape like a cone or column cut at a slant, which allows users to select the cut surface size depending on the workpiece.

It is used for drag soldering and pre-tinning of lead wires.

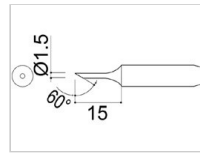
[How to use the Shape BC/C and examples](#) ♦ [Difference between BC/C and BCF/CF tip shape](#)



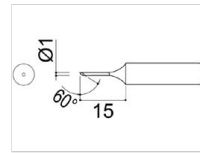
900M-T-0.5C Shape-0.5C



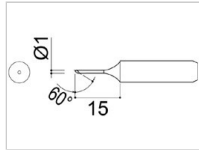
900M-T-0.8C Shape-0.8C



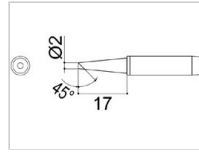
900M-T-1.5CF Shape-1.5C
Tinned cut surface only



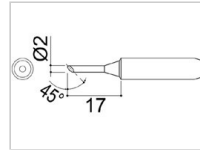
900M-T-1C Shape-1C



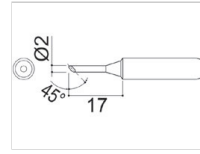
900M-T-1CF Shape-1C
Tinned cut surface only



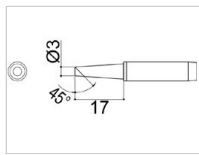
900M-T-2BCZ Shape-2BC(Z)
* Long Life Type



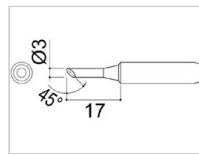
900M-T-2C Shape-2C



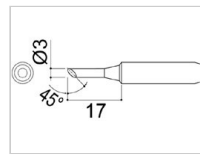
900M-T-2CF Shape-2C
Tinned cut surface only



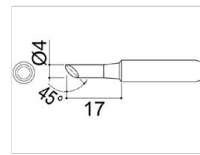
900M-T-3BCZ Shape-3BC(Z)
* Long Life Type



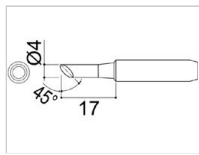
900M-T-3C Shape-3C



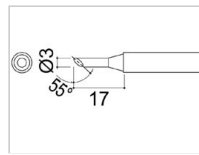
900M-T-3CF Shape-3C
Tinned cut surface only



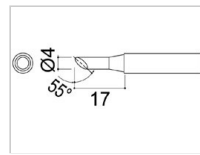
900M-T-4C Shape-4C



900M-T-4CF Shape-4C
Tinned cut surface only



900M-T-S10 Shape-S10
Tinned cut surface only



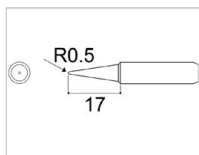
900M-T-S11 Shape-S11
Tinned cut surface only

Shape B

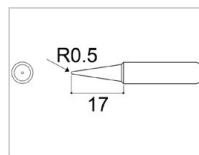
All-round type which can be used from any direction and is easy to hold at any position.

Possible to solder any surface from small to large.

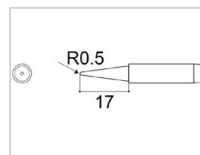
[How to use the Shape B and examples](#)



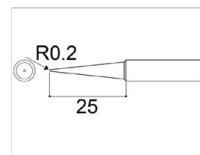
900M-T-B Shape-B



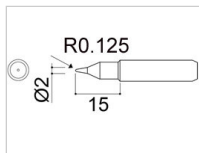
900M-T-BF2 Shape-B
Tinned a distance of 2mm
from the end of the tip



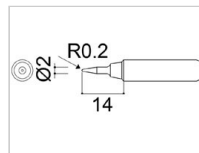
900M-T-BZ Shape-B(Z)
* Long Life Type



900M-T-LB Shape-LB



900M-T-S4 Shape-S4



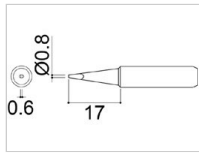
900M-T-SB Shape-SB

Shape D

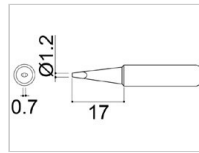
This type has a shape like a flat-blade screwdriver and is capable of soldering by applying the tip in 2 ways: line and face.

The width (size of tip) suitable for the workpiece can be selected, and it can be used for any soldering work.

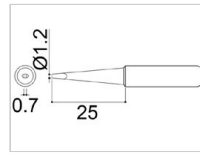
[How to use the Shape D and examples](#)



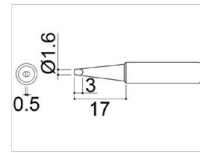
900M-T-0.8D Shape-0.8D



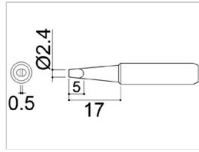
900M-T-1.2D Shape-1.2D



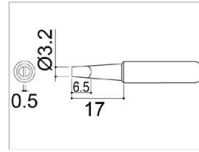
900M-T-1.2LD Shape-1.2LD



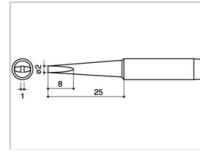
900M-T-1.6D Shape-1.6D



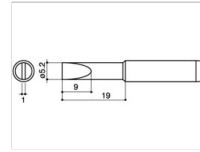
900M-T-2.4D Shape-2.4D



900M-T-3.2D Shape-3.2D



900M-T-2LD Shape-2LD

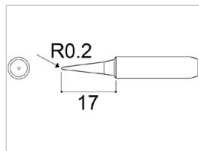


900M-T-S3 Shape-5.2D

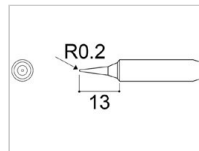
Shape I

This type has a thin conical end and is an ultrafine tip which is best suited for soldering at narrow pitches, etc. It is the best for soldering micro components such as 0603, etc. and for repairing high-density-mounting P.W.Bs. such as in cellular phones, etc.

[How to use the Shape I and examples](#)



900M-T-I Shape-I



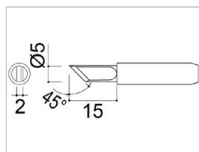
900M-T-SI Shape-SI

Shape K

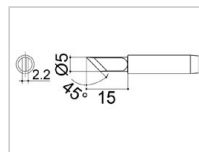
This type has a shape like a knife and is capable of soldering by applying the tip in 3 ways: line, face and point.

It is used for soldering at narrow pitches, correction of bridging and drag soldering.

[How to use the Shape K and examples](#)



900M-T-K Shape-K



900M-T-KZ Shape-K(Z)
* Long Life Type

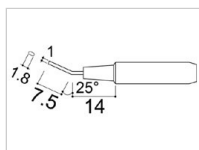
Shape H

This type differs from Shape J by cutting the tip end.

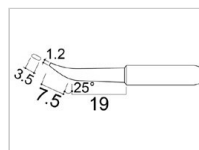
It is suitable for drag soldering and correction of bridging.

* Not available for correcting bridging by standing the tip end like Shape J.

[How to use the Shape H and examples](#)



900M-T-1.8H Shape-1.8H



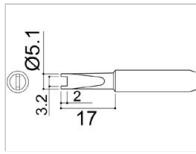
900M-T-H Shape-H

Shape R

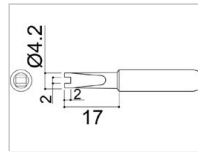
This type has a groove at the tip end.

It is suitable for removing ICs.

[How to use the Shape R and examples](#)



900M-T-R Shape-R



900M-T-RT Shape-RT